UNLESS OTHERWISE NOTED, INSTALL SWITCHES AND RECEPTACLES AT THE FOLLOWING HEIGHTS ABOVE FINISH FLOOR TO THE BOTTOM OF BOX AND RECEPTACLE:

SWITCHES.....+42"
OUTLETS.....+14"
TELEPHONE.....+14"
TELEVISION.....+14"
OUTLETS (GARAGE).....+48"
KITCHEN OUTLETS.....+48"

ELECTRICAL PLAN SYMBOLS

- SWITCH, SINGLE POLE
- SWITCH, 3-WAY
- SWITCH, 4-WAY
- RECEPTACLE, STANDARD DUPLEX
- RECEPTACLE ON GFI CIRCUIT
- RECEPTACLE ON GFI CIRCUIT @ 42"
- DISPOSAL
- RECEPTACLE, WEATHER PROOF, ON GFI CIRCUIT
- RECEPTACLE, MICROWAVE HOOD
- RECEPTACLE, 220V
- RECEPTACLE DUPLEX, 1/2 SWITCHED
- RECEPTACLE, FLOOR MOUNTED
- LIGHT OUTLET, WALL MOUNTED
- LIGHT OUTLET, CEILING MOUNTED
- LIGHT OUTLET, RECESSED ROUND
- WATER PROOF LIGHT OUTLET, RECESSED ROUND
- EXHAUST FAN/ LIGHT OUTLET
- EXHAUST FAN
- BAR LIGHT
- FLOOD LIGHT
- DATA OUTLET
- CABLE OUTLET
- TELEPHONE OUTLET.
- SMOKE DETECTOR
- THERMOSTAT
- ELECTRIC PANEL
- DISCONNECT SWITCH
- FLUORESCENT LIGHT FIXTURE - CEILING
- CEILING FAN
- CFPW CEILING FAN PREWIRE

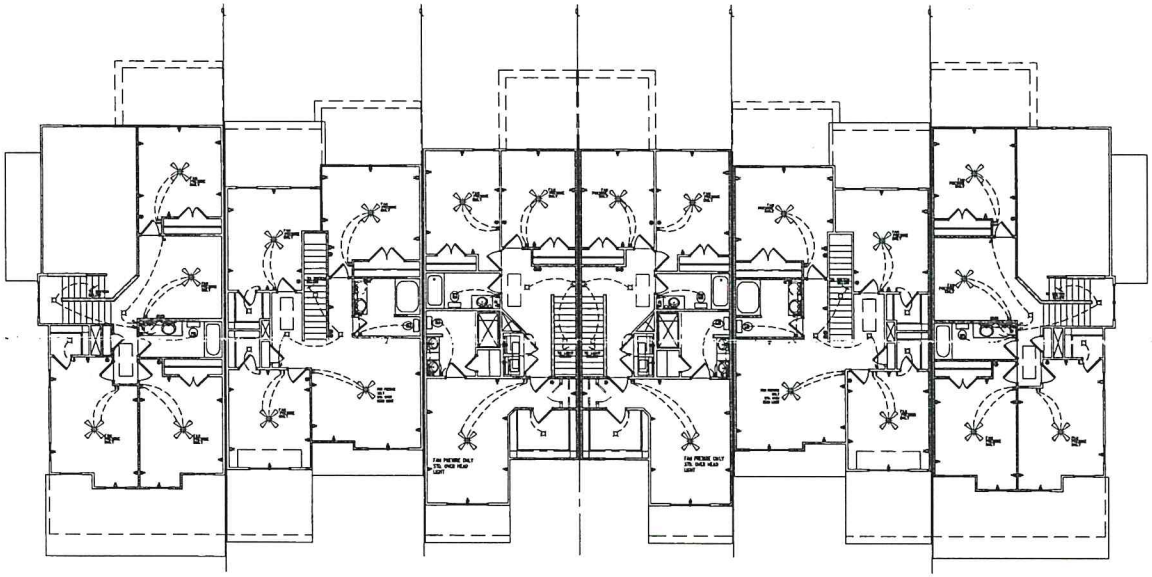

KITTY HAWK GARAGE DOOR RIGHT | LINDBERGH GARAGE DOOR LEFT | AVIATOR GARAGE DOOR LEFT | AVIATOR GARAGE DOOR RIGHT | LINDBERGH GARAGE DOOR RIGHT | KITTY HAWK GARAGE DOOR LEFT

SECOND FLOOR PLAN

0 2 4 8 12
SCALE: 1/8" = 1'-0"

STATE OF SOUTH CAROLINA — Urban Architectural Group PA, Charlotte, NC 01054 — REGISTERED ARCHITECTS

STATE OF SOUTH CAROLINA — JOHN R. URBAN — REGISTERED ARCHITECT — 3/28/18

JOB START DESCRIPTION

JOB #	DATE:
DRAWN BY:	LOT #:
SUBDIVISION:	
BUYER:	

URBAN ARCHITECTURAL GROUP
704 841.1899 tel 841.8440 fax
1342 Matos Drive Suite 200 Matthews, North Carolina 28105
www.UrbanAGA.com

D·R·HORTON DHI NYSE America's Builder

Copyright 2010, All Rights Reserved

DATE	REVISION #	UPDATED BY:

BAREFOOT DYE TOWNHOMES 6-UNIT BUILDING

SECOND FLOOR ELECTRICAL

DATE: 3/28/18
PROJECT NO: 2016-93
SHEET NUMBER: A5.2

UNLESS OTHERWISE NOTED, INSTALL SWITCHES AND RECEPTACLES AT THE FOLLOWING HEIGHTS ABOVE FINISH FLOOR TO THE BOTTOM OF BOX AND RECEPTACLE:

SWITCHES.....+42"
OUTLETS.....+14"
TELEPHONE.....+14"
TELEVISION.....+14"
OUTLETS (GARAGE).....+48"
KITCHEN OUTLETS.....+48"

ELECTRICAL PLAN SYMBOLS

- SWITCH, SINGLE POLE
- SWITCH, 3-WAY
- SWITCH, 4-WAY
- RECEPTACLE, STANDARD DUPLEX
- RECEPTACLE ON GFI CIRCUIT
- 42 RECEPTACLE ON GFI CIRCUIT @ 42"
- DISPOSAL
- WP RECEPTACLE, WEATHER PROOF, ON GFI CIRCUIT
- RECEPTACLE, 220V
- RECEPTACLE DUPLEX, 1/2 SWITCHED
- RECEPTACLE, FLOOR MOUNTED
- LIGHT OUTLET, WALL MOUNTED
- LIGHT OUTLET, CEILING MOUNTED
- LIGHT OUTLET, RECESSED ROUND
- [illegible]
- EXHAUST FAN/ LIGHT OUTLET
- EXHAUST FAN
- BAR LIGHT
- FLOOD LIGHT
- DATA OUTLET
- CABLE OUTLET
- TELEPHONE OUTLET.
- SMOKE DETECTOR
- CARBON MONOXIDE DETECTOR
- THERMOSTAT
- ELECTRIC PANEL
- DISCONNECT SWITCH
- FLUORESCENT LIGHT FIXTURE - CEILING
- CEILING FAN
- CEILING FAN PREWIRE

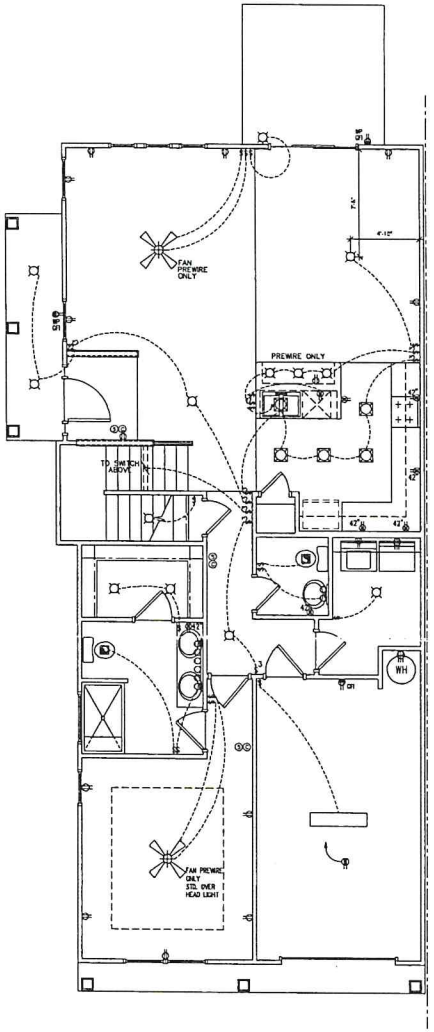

FIRST FLOOR

0 4 8 12
SCALE: 1/4" = 1'-0"

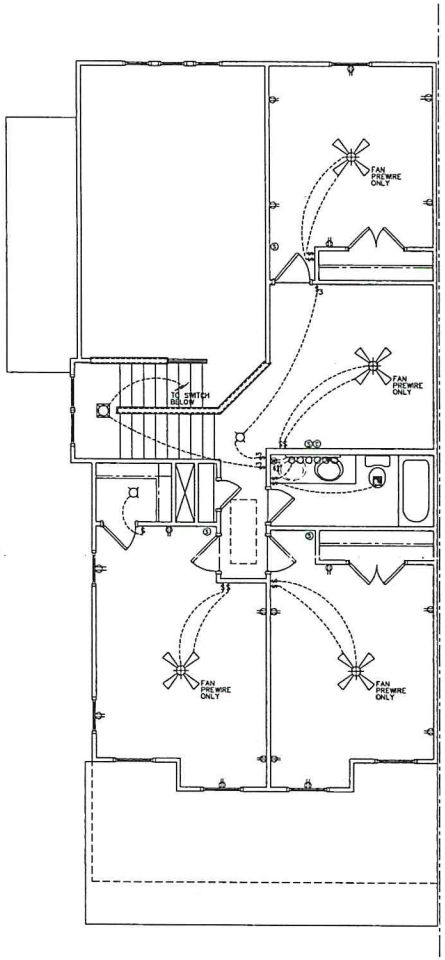

SECOND FLOOR

0 4 8 12
SCALE: 1/4" = 1'-0"

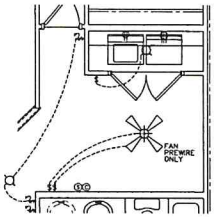

OPT. LAUNDRY

0 4 8 12
SCALE: 1/4" = 1'-0"

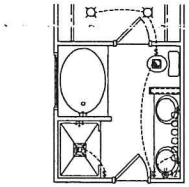

M. BATH OPTION

0 4 8 12
SCALE: 1/4" = 1'-0"

STATE OF SOUTH CAROLINA
Urban Architectural Group PA
Charlotte, NC
01054
REGISTERED ARCHITECTS

STATE OF SOUTH CAROLINA
JOHN R. URBAN
REGISTERED ARCHITECT
3/28/18

JOB START DESCRIPTION

JOB #	DATE:
DRAWN BY:	LOT #:
SUBDIVISION:	
BUYER:	

URBAN
ARCHITECTURAL GROUP
704 841.1899 w
841.8440 fax
1241 Mane Drive Suite 200
Matthews, North Carolina 28105
www.UrbanAGA.com

D·R·HORTON DHI NYSE America's Builder

Copyright 2010, All Rights Reserved

DATE	REVISION #	UPDATED BY:

KITTY HAWK

ELECTRICAL PLANS

DATE: 3/28/18

PROJECT NO: 2016-93

SHEET NUMBER:

6.1

UNLESS OTHERWISE NOTED, INSTALL SWITCHES AND RECEPTACLES AT THE FOLLOWING HEIGHTS ABOVE FINISH FLOOR TO THE BOTTOM OF BOX AND RECEPTACLE:

SWITCHES.....+42"
OUTLETS.....+14"
TELEPHONE.....+14"
TELEVISION.....+14"
OUTLETS (GARAGE).....+48"
KITCHEN OUTLETS.....+48"

ELECTRICAL PLAN SYMBOLS

- SWITCH, SINGLE POLE
- SWITCH, 3-WAY
- SWITCH, 4-WAY
- RECEPTACLE, STANDARD DUPLEX
- RECEPTACLE ON GFI CIRCUIT
- RECEPTACLE ON GFI CIRCUIT @ 42"
- DISPOSAL
- RECEPTACLE, WEATHER PROOF, ON GFI CIRCUIT
- RECEPTACLE, 220V
- RECEPTACLE DUPLEX, 1/2 SWITCHED
- RECEPTACLE, FLOOR MOUNTED
- LIGHT OUTLET, WALL MOUNTED
- LIGHT OUTLET, CEILING MOUNTED
- LIGHT OUTLET, RECESSED ROUND
- WATER PROOF LIGHT OUTLET, RECESSED ROUND
- EXHAUST FAN/ LIGHT OUTLET
- EXHAUST FAN
- BAR LIGHT
- FLOOD LIGHT
- DATA OUTLET
- CABLE OUTLET
- TELEPHONE OUTLET
- SMOKE DETECTOR
- CARBON MONOXIDE DETECTOR
- THERMOSTAT
- ELECTRIC PANEL
- INSTANT SWITCH
- FLUORESCENT LIGHT FIXTURE - CEILING
- CEILING FAN
- CEILING FAN PREWIRE

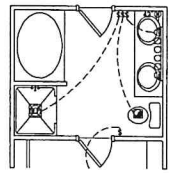

M. BATH OPTION

SCALE: 1/4" = 1'-0"

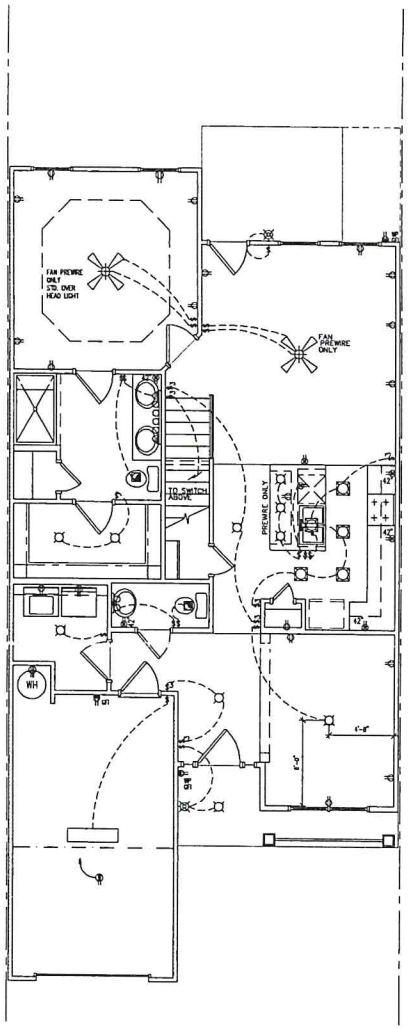

FIRST FLOOR PLAN

SCALE: 1/4" = 1'-0"

STATE OF SOUTH CAROLINA
Urban Architectural Group PA
Charlotte, NC
01054
REGISTERED ARCHITECTS

STATE OF SOUTH CAROLINA
JOHN R. URBAN
REGISTERED ARCHITECT
3/28/18

JOB START DESCRIPTION

JOB #	DATE:
DRAWN BY:	LOT #:
SUBDIVISION:	
BUYER:	

URBAN ARCHITECTURAL GROUP

704 841.1899 ut
841.8440 fax

1243 Mann Drive Suite 200
Matthews, North Carolina 28105

www.UrbanAGA.net

D·R·HORTON DHI NYSE America's Builder

Copyright 2010, All Rights Reserved

DATE	REVISION #	UPDATED BY:

LINDBERGH

ELECTRICAL PLAN

DATE: 3/28/18

PROJECT NO: 2016-93

SHEET NUMBER:

6.1

UNLESS OTHERWISE NOTED, INSTALL SWITCHES AND RECEPTACLES AT THE FOLLOWING HEIGHTS ABOVE FINISH FLOOR TO THE BOTTOM OF BOX AND RECEPTACLE:

SWITCHES.....+42"
OUTLETS.....+14"
TELEPHONE.....+14"
TELEVISION.....+14"
OUTLETS (GARAGE).....+48"
KITCHEN OUTLETS.....+48"

ELECTRICAL PLAN SYMBOLS

- SWITCH, SINGLE POLE
- SWITCH, 3-WAY
- SWITCH, 4-WAY
- RECEPTACLE, STANDARD DUPLEX
- RECEPTACLE ON GFI CIRCUIT
- RECEPTACLE ON GFI CIRCUIT @ 42"
- DISPOSAL
- RECEPTACLE, WEATHER PROOF, ON GFI CIRCUIT
- RECEPTACLE, 220V
- RECEPTACLE DUPLEX, 1/2 SWITCHED
- RECEPTACLE, FLOOR MOUNTED
- LIGHT OUTLET, WALL MOUNTED
- LIGHT OUTLET, CEILING MOUNTED
- LIGHT OUTLET, RECESSED ROUND
- WATER PROOF LIGHT OUTLET, RECESSED ROUND
- EXHAUST FAN/ LIGHT OUTLET
- EXHAUST FAN
- BAR LIGHT
- FLOOD LIGHT
- DATA OUTLET
- CABLE OUTLET
- TELEPHONE OUTLET.
- SMOKE DETECTOR
- CARBON MONOXIDE DETECTOR
- THERMOSTAT
- ELECTRIC PANEL
- DISTINCTIVE SWITCH
- FLUORESCENT LIGHT FIXTURE - CEILING
- CEILING FAN
- CEILING FAN PREWIRE

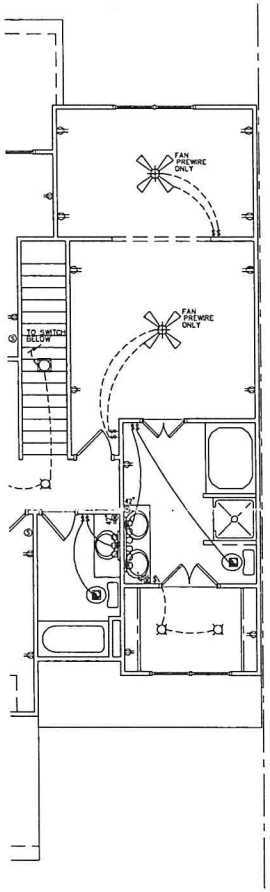

MASTER SUITE OPTION

0 4 8 12
SCALE: 1/4" = 1'-0"

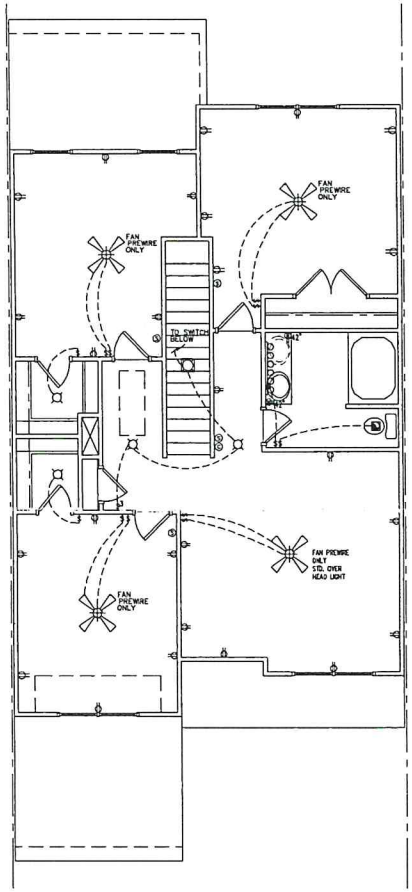

SECOND FLOOR PLAN - STANDARD

0 4 8 12
SCALE: 1/4" = 1'-0"

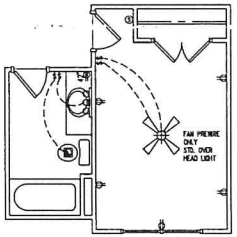

BATH 3 / BED 5 OPTION

0 4 8 12
SCALE: 1/4" = 1'-0"

STATE OF SOUTH CAROLINA
Urban Architectural Group PA
Charlotte, NC
01054
REGISTERED ARCHITECTS

STATE OF SOUTH CAROLINA
JOHN R. URBAN
ARCHITECT III
REGISTERED ARCHITECT
3/28/16

JOB START DESCRIPTION

JOB #	DATE:
DRAWN BY:	LOT #:
SUBDIVISION:	
BUYER:	

URBAN ARCHITECTURAL GROUP
704 841.1859 tel 841.8440 fax
1242 Main Drive Suite 200
Matthews, North Carolina 28105
www.UrbanAAG.com

D·R·HORTON DHI NYSE America's Builder

Copyright 2010, All Rights Reserved

DATE	REVISION #	UPDATED BY:

LINDBERGH

ELECTRICAL PLAN

DATE: 3/28/16

PROJECT NO: 2016-93

SHEET NUMBER:

6.2

UNLESS OTHERWISE NOTED, INSTALL SWITCHES AND RECEPTACLES AT THE FOLLOWING HEIGHTS ABOVE FINISH FLOOR TO THE BOTTOM OF BOX AND RECEPTACLE:

SWITCHES.....+42"
OUTLETS.....+14"
TELEPHONE.....+14"
TELEVISION.....+14"
OUTLETS (GARAGE).....+48"
KITCHEN OUTLETS.....+48"

ELECTRICAL PLAN SYMBOLS

- SWITCH, SINGLE POLE
- SWITCH, 3-WAY
- SWITCH, 4-WAY
- RECEPTACLE, STANDARD DUPLEX
- RECEPTACLE ON GFI CIRCUIT
- RECEPTACLE ON GFI CIRCUIT @ 42"
- DISPOSAL
- RECEPTACLE, WEATHER PROOF, ON GFI CIRCUIT
- RECEPTACLE, 220V
- RECEPTACLE DUPLEX, 1/2 SWITCHED
- RECEPTACLE, FLOOR MOUNTED
- LIGHT OUTLET, WALL MOUNTED
- LIGHT OUTLET, CEILING MOUNTED
- LIGHT OUTLET, RECESSED ROUND
- WATER PROOF LIGHT OUTLET, RECESSED ROUND
- EXHAUST FAN/ LIGHT OUTLET
- EXHAUST FAN
- BAR LIGHT
- FLOOD LIGHT
- DATA OUTLET
- CABLE OUTLET
- TELEPHONE OUTLET.
- SMOKE DETECTOR
- CARBON MONOXIDE DETECTOR
- THERMOSTAT
- ELECTRIC PANEL
- DISCONNECT SWITCH
- FLUORESCENT LIGHT FIXTURE - CEILING
- CEILING FAN
- CEILING FAN PREWIRE

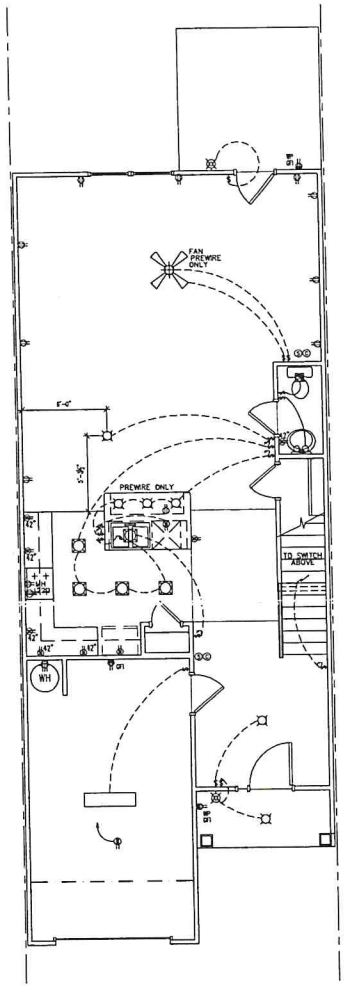

FIRST FLOOR

0 4 8 12
SCALE: 1/4" = 1'-0"

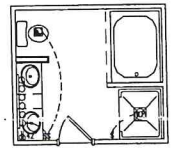

M. BATH OPTION

0 4 8 12
SCALE: 1/4" = 1'-0"

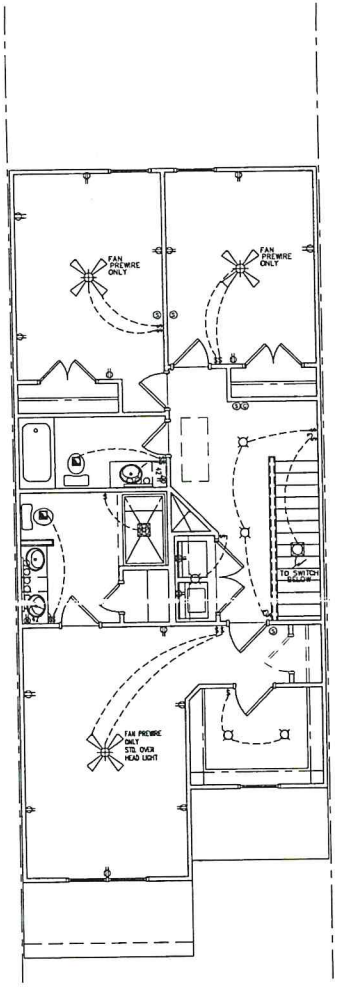

SECOND FLOOR

0 4 8 12
SCALE: 1/4" = 1'-0"

STATE OF SOUTH CAROLINA
Urban Architectural Group PA
Charlotte, NC
01054
REGISTERED ARCHITECTS

STATE OF SOUTH CAROLINA
JOHN R. URBAN
REGISTERED ARCHITECT
3/28/18

JOB START DESCRIPTION

JOB #	DATE:
DRAWN BY:	LOT #:
SUBDIVISION:	
BUYER:	

URBAN ARCHITECTURAL GROUP
704 841.1899 tel
704 841.8440 fax
1342 Mann Drive Suite 200
Matthews, North Carolina 28105
www.UrbanAAG.com

DHI NYSE D·R·HORTON America's Builder

Copyright 2010, All Rights Reserved

DATE	REVISION #	UPDATED BY:

AVIATOR

ELECTRICAL PLANS

DATE: 3/28/18

PROJECT NO: 2016-93

SHEET NUMBER:

6.1

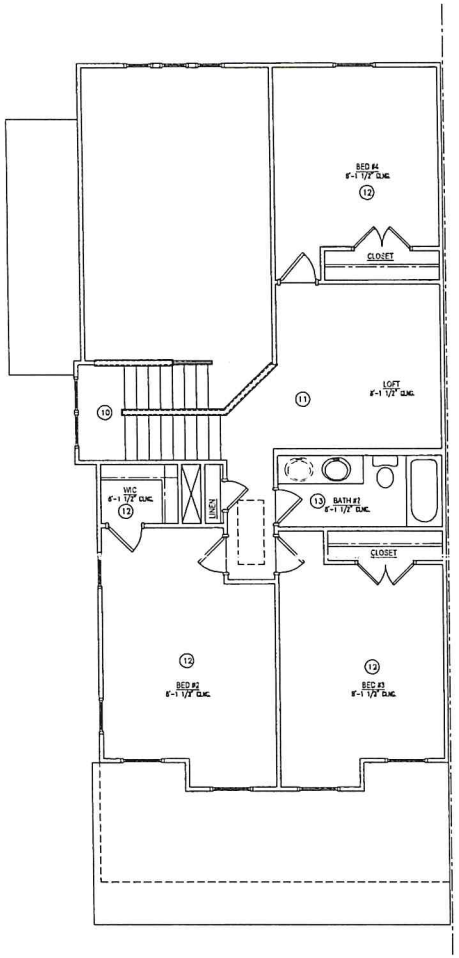

SECOND FLOOR PLAN

0 4 8 12
SCALE: 1/4" = 1'-0"

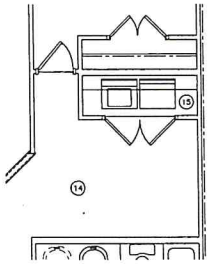

LAUNDRY OPTION

0 4 8 12
SCALE: 1/4" = 1'-0"

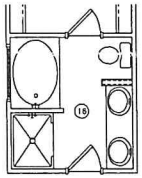

M. BATH OPTION

0 4 8 12
SCALE: 1/4" = 1'-0"

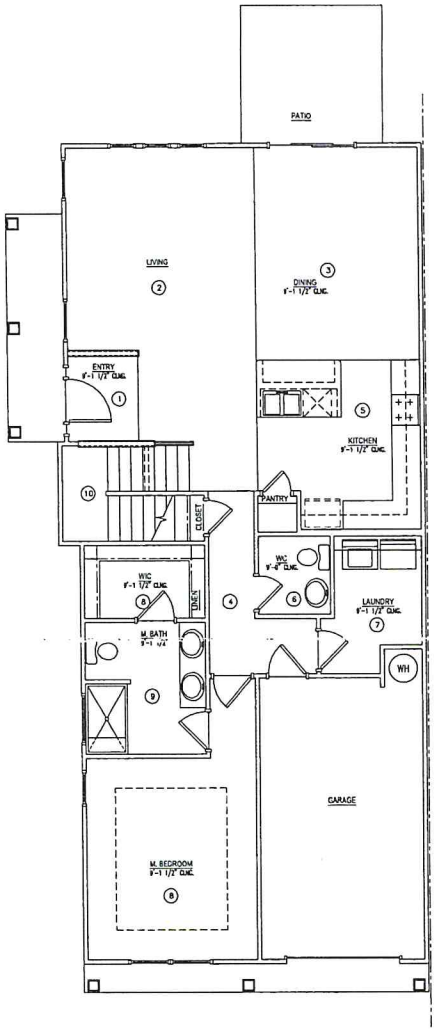

FIRST FLOOR PLAN

0 4 8 12
SCALE: 1/4" = 1'-0"

STATE OF SOUTH CAROLINA
Urban Architectural Group PA
Charlotte, NC
01054
REGISTERED ARCHITECTS

STATE OF SOUTH CAROLINA
JOHN R. URBAN
Architect
REGISTERED ARCHITECT
3/28/18

URBAN
ARCHITECTURAL GROUP
704 841.1899 w
704 841.8440 fax
1342 Mann Drive Suite 200
Matthews, North Carolina 28105
www.UrbanAA.com

D·R·HORTON
America's Builder
DHI NYSE

Copyright 2010, All Rights Reserved

DATE	REVISION #	UPDATED BY:

KITTY HAWK

FIRST FLOOR COVERING

DATE: 3/28/18

PROJECT NO: 2016-93

SHEET NUMBER:

7.1

JOB START DESCRIPTION

JOB #	DATE:
DRAWN BY:	LOT #:
SUBDIVISION:	
BUYER:	

M. BATH OPTION

0 4 8 12

SCALE: 1/4" = 1'-0"

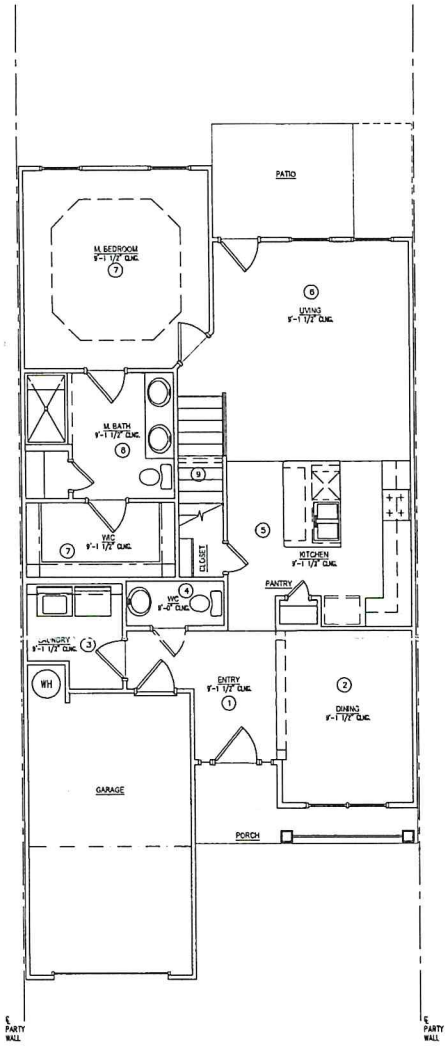

FIRST FLOOR PLAN

0 4 8 12

SCALE: 1/4" = 1'-0"

STATE OF SOUTH CAROLINA
Urban Architectural Group PA
Charlotte, NC
01054
REGISTERED ARCHITECTS

STATE OF SOUTH CAROLINA
JOHN R. URBAN
REGISTERED ARCHITECT
3/28/18

URBAN
ARCHITECTURAL GROUP

704 841.1899 tel 841.8440 fax
1241 Mane Drive Suite 200
Matthews, North Carolina 28105
www.UrbanAAG.com

D·R·HORTON DHI NYSE
America's Builder

Copyright 2010, All Rights Reserved

DATE	REVISION #	UPDATED BY:

LINDBERGH

FIRST FLOOR COVERING

DATE: 3/28/18

PROJECT NO. 2016-93

SHEET NUMBER:

7.1

JOB START DESCRIPTION

JOB #	DATE:
DRAWN BY:	LOT #:
SUBDIVISION:	
BUYER:	

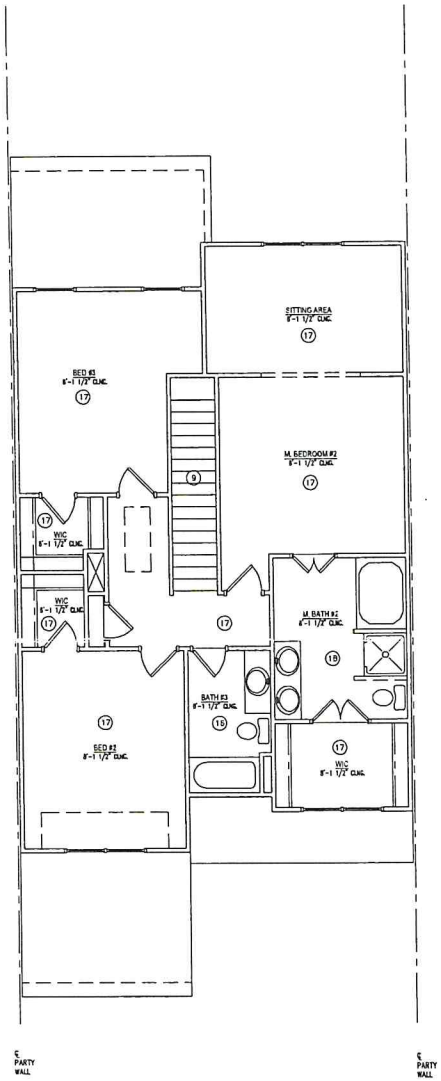

SECOND FLOOR PLAN – MASTER SUITE OPTION

SCALE: 1/4" = 1'-0"

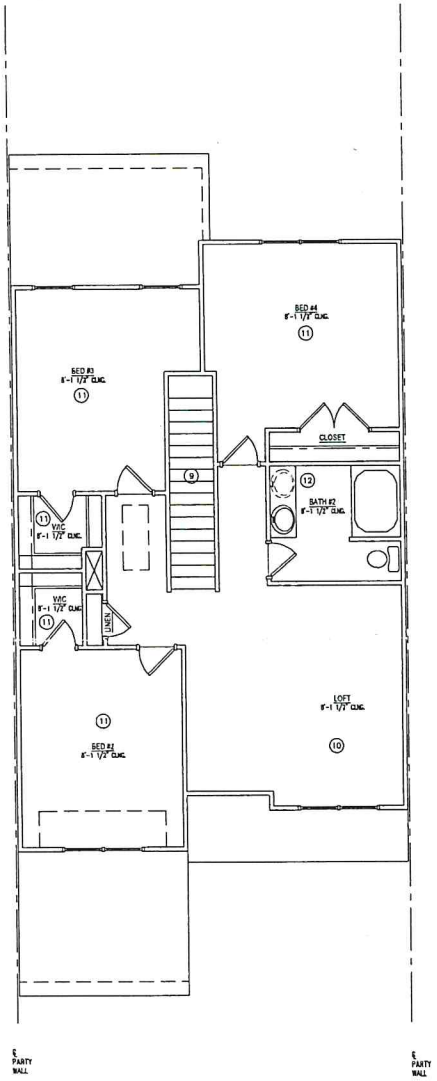

SECOND FLOOR PLAN – STANDARD

0 4 8 12

SCALE: 1/4" = 1'-0"

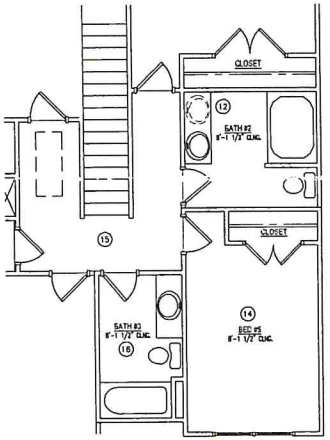

BATH 3 / BED 5 OPTION

0 4 8 12

SCALE: 1/4" = 1'-0"

STATE OF SOUTH CAROLINA
Urban Architectural Group PA
Charlotte, NC
01054
REGISTERED ARCHITECTS

STATE OF SOUTH CAROLINA
JOHN R. URBAN
Architect No. 10109
REGISTERED ARCHITECT
3/28/18

JOB START DESCRIPTION

JOB #:	DATE:
DRAWN BY:	LOT #:
SUBDIVISION:	
BUYER:	

URBAN
ARCHITECTURAL GROUP
704 841.1839 ext 1241 Mann Drive Suite 200
841.8440 fax Matthews, North Carolina 28105
www.UrbanAIA.com

D·R·HORTON DHI NYSE America's Builder

Copyright 2010. All Rights Reserved

DATE	REVISION #	UPDATED BY:

LINDBERGH

SECOND FLOOR COVERING

DATE: 3/28/18

PROJECT NO: 2016-93

SHEET NUMBER:

7.2

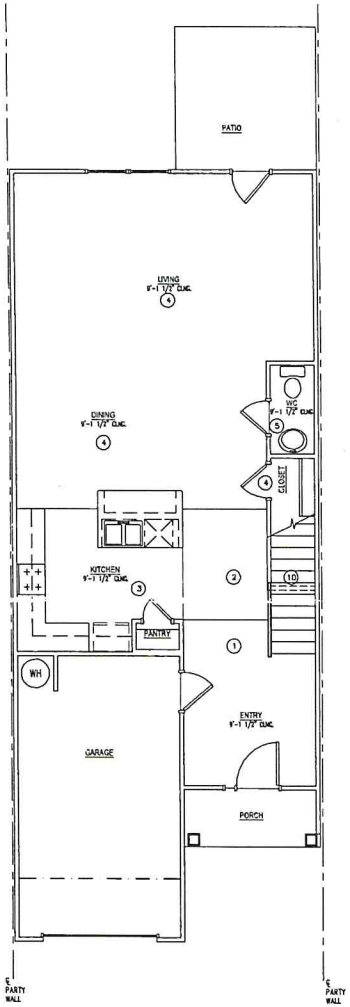

FIRST FLOOR PLAN

0 4 8 12

SCALE: 1/4" = 1'-0"

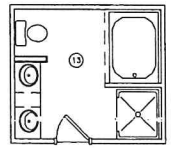

M. BATH OPTION

0 4 8 12

SCALE: 1/4" = 1'-0"

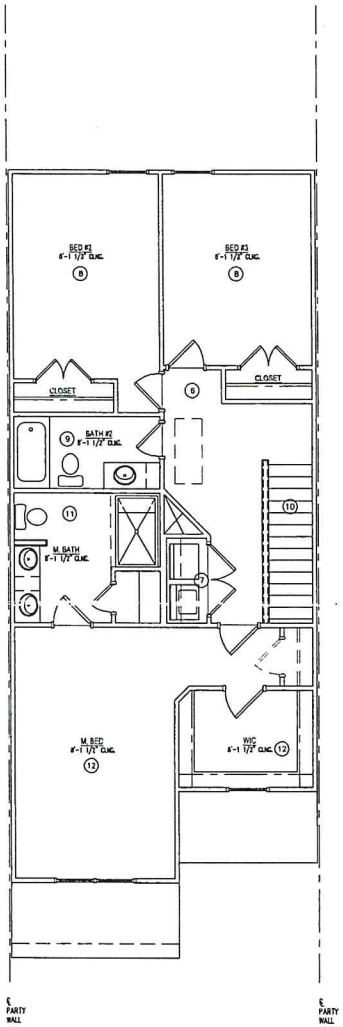

SECOND FLOOR PLAN

0 4 8 12

SCALE: 1/4" = 1'-0"

STATE OF SOUTH CAROLINA
Urban Architectural Group PA
Charlotte, NC
01054
REGISTERED ARCHITECTS

STATE OF SOUTH CAROLINA
JOHN R. URBAN
REGISTERED ARCHITECT
3/28/18

JOB START DESCRIPTION

JOB #	DATE:
DRAWN BY:	LOT #:
SUBDIVISION:	
BUYER:	

URBAN ARCHITECTURAL GROUP

704 841.1899 tel 704 841.9440 fax

1242 Mana Drive Suite 200
Matthews, North Carolina 28105

www.UrbanAAG.com

D·R·HORTON America's Builder

DHI NYSE

Copyright 2010, All Rights Reserved

DATE	REVISION #	UPDATED BY:

AVIATOR

FIRST AND SECOND FLOOR COVERING

DATE: 3/28/18

PROJECT NO: 2016-93

SHEET NUMBER:

7.1

BAREFOOT DYE
TOWN HOMES

7-UNIT BUILDING

KITTY HAWK AREA TABULATION

HEATED FIRST FLOOR	1207
HEATED SECOND FLOOR	913
TOTAL HEATED AREAS	2120
GARAGE	243
SIDE PORCH	57
FRONT PORCH	49
REAR PORCH	100
STORAGE	0
TOTAL UNDER ROOF	2569
OPTIONAL SCREEN PORCH	112

NOTE: AREA CALCULATIONS ARE NOTED FOR BASE HOUSE CONDITIONS AND ARE SUBJECT TO CHANGE WITH VARIOUS ELEVATIONS, OPTIONS OR CUSTOMER CHANGES.

LINDBERGH AREA TABULATION

HEATED FIRST FLOOR	1060
HEATED SECOND FLOOR	1040
TOTAL HEATED AREAS	2100
GARAGE	245
FRONT PORCH	57
REAR PORCH	77
STORAGE	0
TOTAL UNDER ROOF- STANDARD	2479
OPTIONAL SCREEN PORCH	111

NOTE: AREA CALCULATIONS ARE NOTED FOR BASE HOUSE CONDITIONS AND ARE SUBJECT TO CHANGE WITH VARIOUS ELEVATIONS, OPTIONS OR CUSTOMER CHANGES.

ARCHITECTURAL SHEET INDEX

A0.0	COVER SHEET
A1.1	EXTERIOR ELEVATIONS
A1.2	EXTERIOR ELEVATIONS
A1.3	SIDE ELEVATIONS
A2.1	FIXTURE LAYOUT PLAN (USE FOR PLUMBING LOCATIONS ONLY)
A3.1	FIRST FLOOR PLAN
A3.2	SECOND FLOOR PLAN
A4.1	ROOF PLAN
A5.1	FIRST FLOOR ELECTRICAL
A5.2	SECOND FLOOR ELECTRICAL
A6.1	WALL SECTIONS AND DETAILS
A6.2	WALL SECTIONS AND DETAILS
A6.3	WALL SECTIONS AND DETAILS
A6.4	WALL SECTIONS AND DETAILS
A6.5	WALL SECTIONS AND DETAILS

CODE REVIEW

INTERNATIONAL RESIDENTIAL CODE – 2015

BUILDING DATA

OCCUPANCY (PER IBC SECTION 302.1): R 3

CONSTRUCTION TYPE (PER IBC SECTION 602): V B

SEISMIC DESIGN CATEGORY (PER FIGURE R301.2(2)): C

TOWNHOUSES (PER SECTION R302.2): 2 HR COMMON WALL (UL ASSEMBLY U338)

TOWNHOUSE ROOFS (PER SECTION R302.2.3 EXCEPTION): ROOF COVERING HAS MIN. CLASS C RATING & ROOF SHEATHING IS FIRE-TREATED WOOD (W/ NO OPENINGS OR PENETRATIONS) 4 FT ON EACH SIDE OF COMMON WALL

DWELLING & GARAGE FIRE SEPARATION (PER SECTION R302.6): WALLS – 1/2" GYPSUM BOARD, CEILINGS – 5/8" TYPE "X" GYPSUM BOARD

UNDER-STAIR PROTECTION (PER SECTION R302.7): 1/2" GYPSUM WALL BOARD

CEILING HEIGHT (PER SECTION R305): 6'-8" MIN. AT TOILETS, 7'-6" AT OTHER SPACES

EMERGENCY EGRESS OPENINGS (PER SECTION R310): 5.7 SF

EGRESS DOORS (PER SECTION R311.2): AT LEAST (1) EGRESS DOOR REQUIRED, (2) PROVIDED

HALLWAYS (PER SECTION R311.6): 36" MIN. WIDE

STAIR WIDTH (PER SECTION R311.7.1): 36" MIN.

STAIR HEADROOM (PER SECTION R311.7.2): 6'-8" MIN.

RISER HEIGHT (PER SECTION R311.7.5.1): 7 3/4" MAX.

TREAD DEPTH (PER SECTION R311.7.5.2): 10" MIN.

HANDRAIL HEIGHT (PER SECTION R311.7.8.1): 34" TO 38"

GUARD HEIGHT (PER SECTION R312.1.2): 36" MIN.

GUARD OPENING LIMITATIONS (PER SECTION R312.1.3): NO OPENINGS THAT ALLOW PASSAGE OF A 4" DIAMETER SPHERE

FLOOR CONSTRUCTION (PER SECTION R501)

WALL CONSTRUCTION (PER SECTION R601)

ROOF-CEILING CONSTRUCTION (PER SECTION R802)

STATE OF SOUTH CAROLINA
Urban Architectural Group PA
Charlotte, NC
01054
REGISTERED ARCHITECTS

STATE OF SOUTH CAROLINA
JOHN R. URBAN
REGISTERED ARCHITECT
3/28/18

JOB START DESCRIPTION

JOB #	DATE:
DRAWN BY:	LOT #:
SUBDIVISION:	
BUYER:	

URBAN ARCHITECTURAL GROUP
704 841.1899 tel 841.8440 fax
1242 Mana Drive Suite 200
Matthews, North Carolina 28105
www.UrbanAIA.com

D·R·HORTON
America's Builder
DHI NYSE

Copyright 2010, All Rights Reserved

DATE	REVISION #	UPDATED BY:

BAREFOOT DYE
TOWNHOMES
7-UNIT BUILDING

COVER SHEET

DATE: 3/28/16

PROJECT NO: 2016-93

SHEET NUMBER:

A0.0

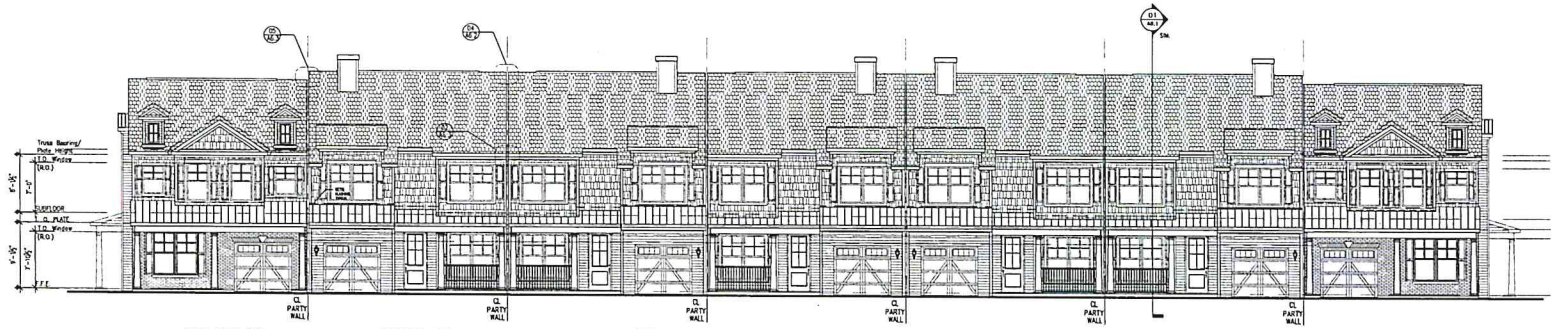

FRONT ELEVATION

0 2 4 8 12

SCALE: 1/8" = 1'-0"

STATE OF SOUTH CAROLINA REGISTERED ARCHITECTS
Urban Architectural Group PA Charlotte, NC 01054

STATE OF SOUTH CAROLINA
JOHN R. URBAN
ARCHITECT
REGISTERED ARCHITECT
3/28/18

JOB START DESCRIPTION

JOB #	DATE:
DRAWN BY:	LOT #:
SUBDIVISION:	
BUYER:	

URBAN

ARCHITECTURAL GROUP

704 841.1809 tel
841.8440 fax

1243 Mana Drive Suite 200
Matthews, North Carolina 28105

www.UrbanAIA.com

D·R·HORTON

DHI NYSE

America's Builder

Copyright 2010, All Rights Reserved

DATE	REVISION #	UPDATED BY:

BAREFOOT DYE
TOWNHOMES
7-UNIT BUILDING

EXTERIOR FRONT
ELEVATION

DATE: 3/28/18

PROJECT NO: 2016-93

SHEET NUMBER:

A1.1

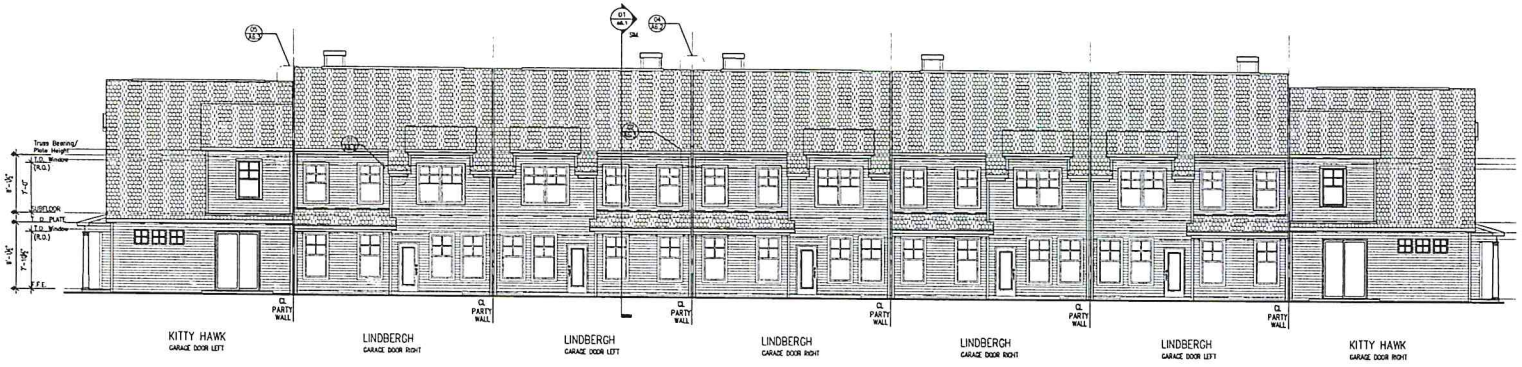

REAR ELEVATION

SCALE: 1/8" = 1'-0"

STATE OF SOUTH CAROLINA REGISTERED ARCHITECTS
Urban Architectural Group PA
Charlotte, NC
01054

STATE OF SOUTH CAROLINA
JOHN R. URBAN
ARCHITECT
REGISTERED ARCHITECT

3/28/18

JOB START DESCRIPTION

JOB #	DATE:
DRAWN BY:	LOT #:
SUBDIVISION:	
BUYER:	

URBAN ARCHITECTURAL GROUP

704 841.1899 vt
841.8440 fax

11243 Mana Drive Suite 200
Matthews, North Carolina 28105

www.UrbanAIA.com

D·R·HORTON DHI NYSE America's Builder

Copyright 2010, All Rights Reserved

DATE	REVISION #	UPDATED BY:

BAREFOOT DYE TOWNHOMES
7-UNIT BUILDING

EXTERIOR REAR ELEVATION

DATE: 3.28/18

PROJECT NO: 2016-93

SHEET NUMBER:

A1.2

KITTY HAWK

LEFT SIDE ELEVATION

0 2 4 8 12

SCALE: 1/8" = 1'-0"

KITTY HAWK

RIGHT SIDE ELEVATION

0 2 4 8 12

SCALE: 1/8" = 1'-0"

STATE OF SOUTH CAROLINA
Urban Architectural Group PA
Charlotte, NC 01264
REGISTERED ARCHITECTS

STATE OF SOUTH CAROLINA
JOHN R. URBAN
REGISTERED ARCHITECT
3/28/18

JOB START DESCRIPTION

JOB #	DATE:
DRAWN BY:	LOT #:
SUBDIVISION:	
BUYER:	

URBAN

ARCHITECTURAL GROUP

704 841.1899 ot 841.8440 fax

1243 Ward Drive Suite 200
Matthews, North Carolina 28105

www.UrbanAIA.com

D·R·HORTON America's Builder

DHI NYSE

Copyright 2010, All Rights Reserved

DATE	REVISION #	UPDATED BY:

BAREFOOT DYE
TOWNHOMES
7-UNIT BUILDING

EXTERIOR SIDE
ELEVATION

DATE: 3/28/18

PROJECT NO: 2016-93

SHEET NUMBER:

A1.3